

Never underestimate the power of a simple

Xtodd
DBGM acc. to Dr. Detlef Hildebrand

THE ORIGINAL

X^{to}d Instruments

DBGM acc. to Dr. Detlef Hildebrand

THE ORIGINAL

All instruments are also available with
onyx Black Finish Coating.









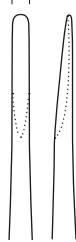

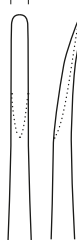

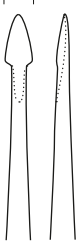
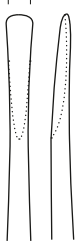


Modern therapy methods require modern instruments!

The implantology with immediate insertion after the tooth extraction is more and more a focus of interest in dentistry.

It appears to be more than necessary to protect soft and hard tissue structures already during the extraction phase and to follow the principles of minimal invasiveness.

Here is an ideal complement for this: The X^{to}d Instruments!



							
2.5	4.5	2.5	4.5	4.0	3.0	3.0	2.5
							
17.007.01*	17.007.02*	17.007.03*	17.007.04*	17.007.05*	17.007.06	17.007.07	17.008.01
17.007.01Ti	17.007.02Ti	17.007.03Ti	17.007.04Ti	17.007.05Ti	17.007.06Ti	17.007.07Ti	17.008.01Ti

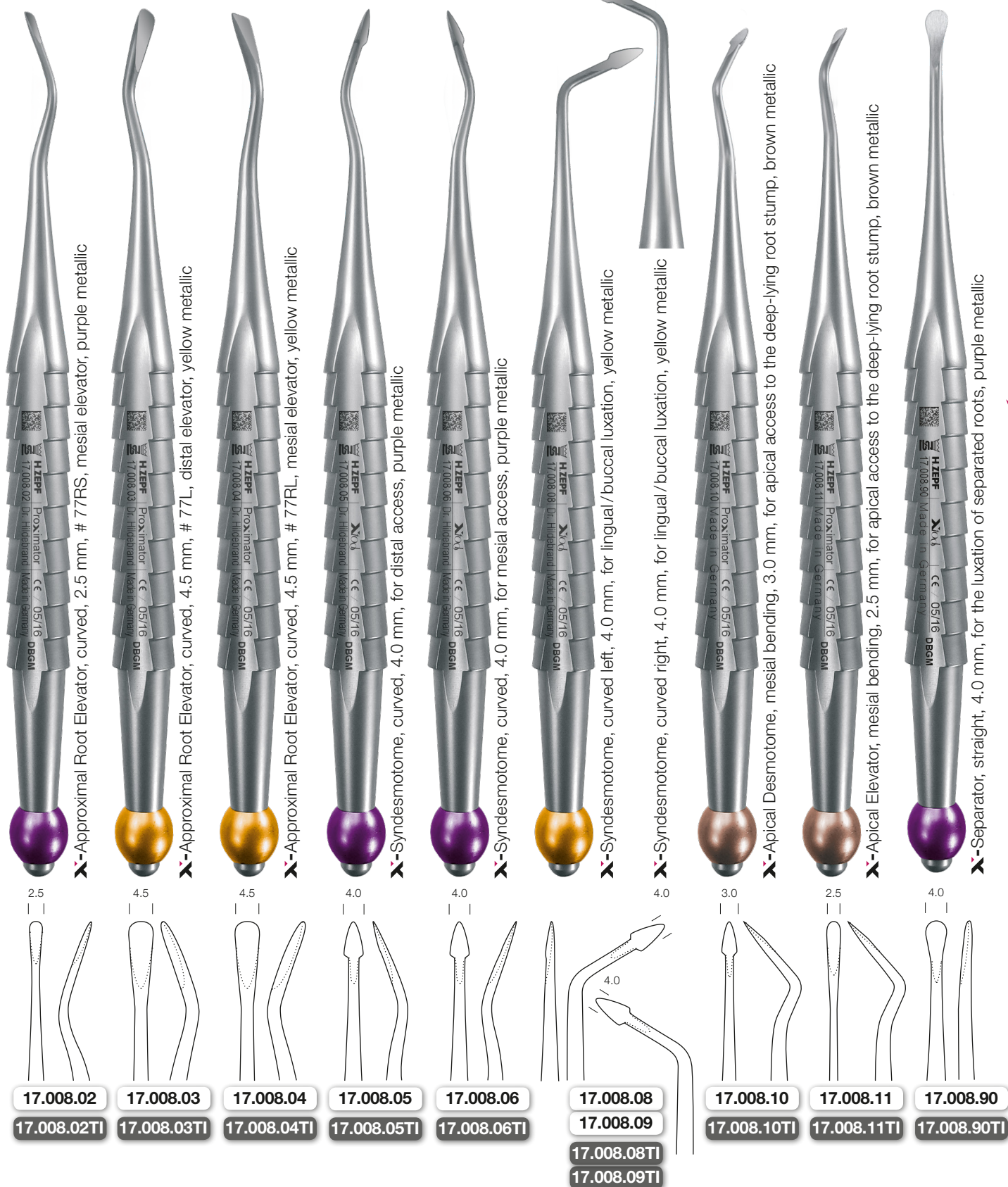
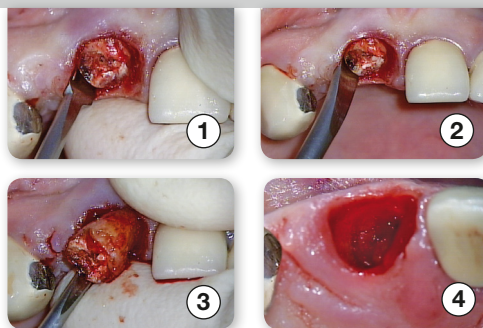
Design meets functionality.


The elegant, black finish (Ti Version) is providing the instrument with a non-reflecting, extremely smooth and scratch-resistant surface.

onyx
DESIGN

* Instruments included in the set 17.007.00. Please refer to the last page.

- Color coding for clear handling.
- Universal and complete extraction instruments in one tray.
- Direct and controlled power transmission to prevent tooth and root fractures.
- Ergonomic handle design (pencil-design) prevents unintended slipping during usage.
- Non-traumatic tooth extraction without injuring surrounding structures.





17.007.00

Complete Set
consisting of
17.007.01 - 17.007.05
and 41.855.01Z
in the washtrey

■ **X-Desmo-Tool (yellow) 17.007.05**

The X-Desmo-Tool easily enters into the periodontal gap with its pointed tip and initially loosens the Sharpey's Fibres. The modified pencil handle and the handy shaft shape offer a depth sensibility like never experienced before without destroying related structures.

■ **X-Luxa-Tool-3 (blue) 17.007.03**

bent + narrow:
for tooth loosening

■ **X-Luxa-Tool-1 (green) 17.007.01**

straight + narrow:
A delicate and controlled power transmission guarantees a specific loosening and luxation of the tooth without any risk of crown or root fractures.

Ideal position: approximal (mesial or distal) to the tooth which is to be extracted.

■ **X-Luxa-Tool-2 (green) 17.007.02**

straight + wide:
Complete, non-traumatic luxation of upper molars (e.g. tooth 16). The ergonomic instrument shape ensures a gentle extraction without tooth fractures or any damage to the alveolar wall.

■ **X-Luxa-Tool-4 (blue) 17.007.04**

bent + wide:
for tooth luxation

■ **Lucas Schaber ZEPF-Line 41.855.01Z**

Inspection and curettage of the empty dental alveolus. Complete removal of all inflamed and connective tissue fibres.

Lucas Scraper, 2.5 mm, double-ended, 17.5 cm

41.855.01Z

ZEPF-Xiod-Tray

DBGM acc. to Dr. Detlef Hildebrand

"Extraction in its most pleasant way"

The **ZEPF-Xiod-Tray** offers a universal instrument set for medical tooth extraction. The **Xiod** instrumentation includes six different instruments:



17.007.05
straight



17.007.02
straight



17.007.01
straight



17.007.03
curved



17.007.04
curved



41.855.01Z
curved

AESTHETIC IS THE RESULT